

LOCKWOOD

Rimlocks



An ASSA ABLOY Group brand

ASSA ABLOY

Offering excellent security features, the Lockwood rimlock series is a surface mounted lock range that includes the 001 and 002 Deadlatch Range, the 355 and 303 Deadlock Range as well as the traditional Nightlatches and Streamlatches.

Deadlatches

The market leading deadlatch range from Lockwood has been tested to exceed the Highest Security and Durability requirements in AS 4145.2, offering exceptional durability.

Designed in Australia, the Lockwood Rimlock series is manufactured to stringent specifications to provide an outstanding range of security solutions for both the commercial and residential markets.

The Safety Release function was pioneered with the 001 to automatically unlock the inside knob upon entry and the LockAlert® feature added to

the latest range of 001 deadlatches which allows you to see at a glance whether the inside knob is key locked or unlocked on the inside.

Deadlocks

With excellent security features, the deadlock series is a traditional approach to a higher level of home safety and is ideal for use in the commercial or semi-commercial sector.

Streamlatches & Nightlatches

Popular general purpose latches operated by an inside snib, this range is available in a variety of options and styles.



001 Deadlatch with LockAlert®



355 Deadlock



201 Nightlatch

Contents

Description	Page
001 Double Cylinder Deadlatch™	4
Ordering Procedure	5
001 Double Cylinder Deadlatch™ with Lever	6
002 Single Cylinder Deadlatch™	7
002 Single Cylinder Deadlatch™ with Lever	8
Deadlatch Accessories	9
355 Deadlock	10
303 Deadlock	11
Deadlock Accessories	12
507 Series Nightlatch	13
509 Series Nightlatch	14
201 Nightlatch	15
100 Nightlatch	16
211 Streamlatch™	17
200 Narrow Stile Streamlatch™	18
213 Streamlock Deadbolt	19
201 Brass Cylinder	20

Rimlocks

001 Double Cylinder Deadlatch™

The Lockwood 001 Deadlatch™ with **LOCKALERT™** status indicator and **SAFETYRELEASE™**.

Features & Specifications

Inside knob status shown by **LOCKALERT™** with indicator red when inside knob is locked and green when unlocked.

SAFETYRELEASE™ automatically unlocks the internal knob upon entry.

High security with cut resistant stainless steel bolt, 11 concealed anchorage points and door frame strengthener.

Exceeds Highest Security and Durability requirements in AS 4145.2.

Bolt hold-back function activated by external key or internal knob.

Can be key locked in hold-back position by key from inside.

Can be keyed alike to other Lockwood door locks.

Case

High purity zinc alloy.

Backset

60 mm.

Bolt

Stainless steel 18 mm projection.

Door Thickness

30 to 45 mm.

Packers

3 mm thick packer plates are available. These packers are installed under lock body to align lock body with face of jamb.

Cylinders

Internal and external 5 pin tumbler mechanism.

Brass cylinders and brass barrels.

Keying

Standard Keying

Supplied individually keyed with two keys per lock.

78,000 key combinations.

Key blank KB2015P.

Special Keying

Can be keyed alike, master keyed, grand master keyed, maison keyed or construction keyed in Lockwood security keying systems.



Finishes

Standard

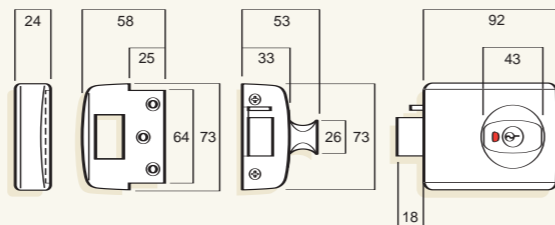
Gold Plated	GLD
Satin Chrome	SC
Bright Chrome	CP
Brown	BRN

Refer page 5 for Ordering Procedure.

001-1K1 with Open In Strike – Single Pack

Suitable for INWARD opening timber framed doors.

Finish	Trade Pack	Display Pack
Gold Plated	001-1K1GLD	001-1K1GLDDP
Satin Chrome	001-1K1SC	001-1K1SCDP
Bright Chrome	001-1K1CP	001-1K1CPDP
Brown	001-1K1BRN	001-1K1BRNDP



001-1K2 with Open In Strike – Twin Pack

Suitable for INWARD opening timber framed doors.

Keyed alike for extra convenience. Pack contains two locksets.

Finish	Trade Pack	Display Pack
Gold Plated	001-1K2GLD	001-1K2GLDDP
Satin Chrome	001-1K2SC	001-1K2SCDP
Bright Chrome	001-1K2CP	001-1K2CPDP
Brown	001-1K2BRN	001-1K2BRNDP

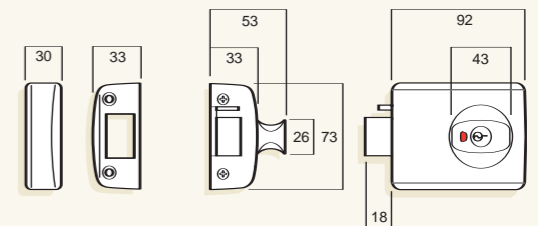
Rimlocks

001 Double Cylinder Deadlatch™

001-3K1 with Metal Frame Strike – Single Pack

Suitable for INWARD opening metal framed doors.

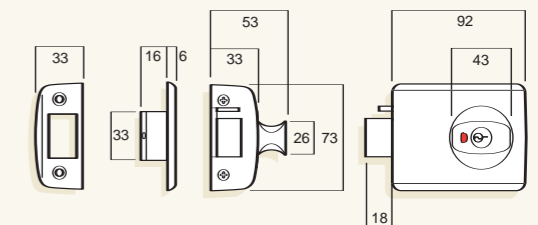
Finish	Trade Pack
Gold Plated	001-3K1GLD
Satin Chrome	001-3K1SC
Bright Chrome	001-3K1CP
Brown	001-3K1BRN



001-4K1 with Open Out Strike – Single Pack

Suitable for OUTWARD opening timber framed doors.

Finish	Trade Pack
Gold Plated	001-4K1GLD
Satin Chrome	001-4K1SC
Bright Chrome	001-4K1CP
Brown	001-4K1BRN



Ordering Procedure

Display and Trade Packs

Sample Part Number 001-1K2BRNDP

Description 001Deadlatch™ for opening inward door, knob style twin pack, brown finish and display packed.



Rimlocks

001 Double Cylinder Deadlatch™ with Lever

The Lockwood 001 Deadlatch™ with **LOCKALERT™** status indicator and **SAFETYRELEASE™**.

Features & Specifications

Inside lever status shown by **LOCKALERT™** with indicator red when inside lever is locked and green when unlocked. Convenience of a lever handle operation. **SAFETYRELEASE™** automatically unlocks the internal lever upon entry.

High security with cut resistant stainless steel bolt, 11 concealed anchorage points and door frame strengthener.

Exceeds Highest Security and Durability requirements in AS 4145.2.

Bolt hold-back function activated by external key or internal lever.

Can be key locked in hold-back position by key from inside.

Can be keyed alike to other Lockwood door locks.

Case

High purity zinc alloy.

Backset

60 mm.

Bolt

Stainless steel 18 mm projection.

Door Thickness

30 to 45 mm.

Packers

3 mm thick packer plates are available. These packers are installed under lock body to align lock body with face of jamb.

Cylinders

Internal and external 5 pin tumbler mechanism.

Brass cylinders and brass barrels.

Keying

Standard Keying

Supplied individually keyed with two keys per lock.

78,000 key combinations.

Key blank KB2015P.

Special Keying

Can be keyed alike, master keyed, grand master keyed, maison keyed or construction keyed in Lockwood security keying systems.

Finishes

Standard

Gold Plated

GLD

Satin Chrome

SC

Bright Chrome

CP

Brown

BRN

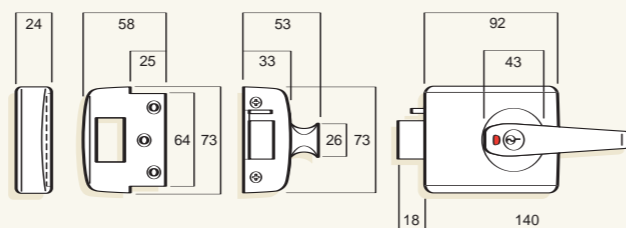
Refer page 5 for Ordering Procedure.



001-1L1 with Open In Strike – Single Pack

Suitable for INWARD opening timber framed doors.

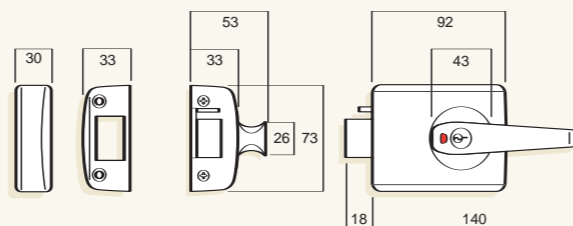
Finish	Trade Pack	Display Pack
Gold Plated	001-1L1GLD	001-1L1GLDDP
Satin Chrome	001-1L1SC	001-1L1SCDP
Bright Chrome	001-1L1CP	001-1L1CPDP
Brown	001-1L1BRN	001-1L1BRNDP



001-3L1 with Metal Frame Strike – Single Pack

Suitable for INWARD opening metal framed doors.

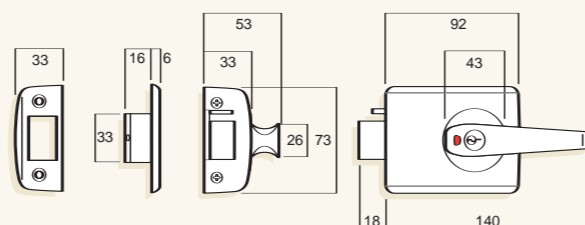
Finish	Trade Pack
Satin Chrome	001-3L1SC



001-4L1 with Open Out Strike – Single Pack

Suitable for OUTWARD opening timber framed doors.

Finish	Trade Pack
Satin Chrome	001-4L1SC



Rimlocks

002 Single Cylinder Deadlatch™

Features & Specifications

High security with cut resistant stainless steel bolt, 11 concealed anchorage points and door frame strengthener.

Exceeds Highest Security and Durability requirements in AS 4145.2.

Bolt hold-back function activated by external key or internal knob.

Can be keyed alike to other Lockwood door locks.

Case

High purity zinc alloy.

Backset

60 mm.

Bolt

Stainless steel 18 mm projection.

Door Thickness

30 to 45 mm.

Cylinder

5 pin tumbler mechanism outside.

Brass cylinder and brass barrel.

Packers

3 mm thick packer plates are available.

These packers are installed under lock body to align lock body with face of jamb.

Keying

Standard Keying

Supplied individually keyed with two keys per lock.

78,000 key combinations.

Key blank KB2015P.

Special Keying

Can be keyed alike, master keyed, grand master keyed, maison keyed or construction keyed in Lockwood security keying systems.

Finishes

Standard

Gold Plated

GLD

Satin Chrome

SC

Bright Chrome

CP

Brown

BRN

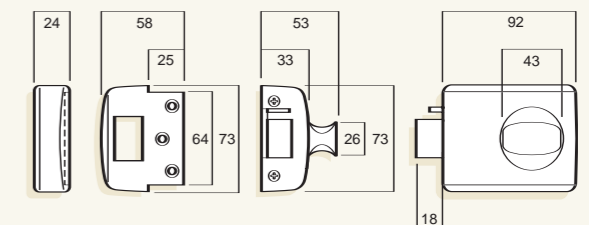
Refer page 5 for Ordering Procedure.



002-1K1 with Open In Strike – Single Pack

Suitable for INWARD opening timber framed doors.

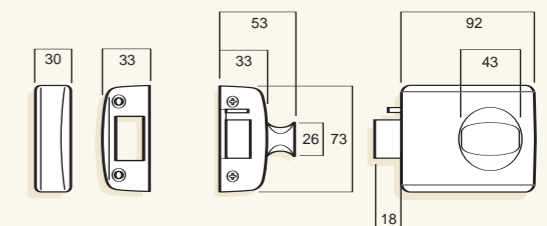
Finish	Trade Pack
Gold Plated	002-1K1GLD
Satin Chrome	002-1K1SC
Bright Chrome	002-1K1CP
Brown	002-1K1BRN
No Cylinder	
Satin Chrome	002-1K1SCNC



002-3K1 with Metal Frame Strike – Single Pack

Suitable for INWARD opening metal framed doors.

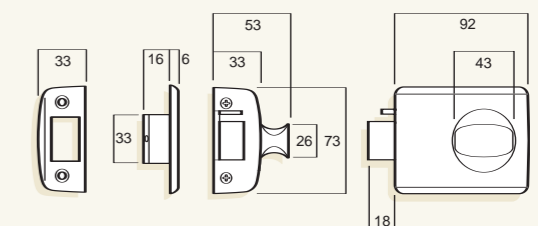
Finish	Trade Pack
Satin Chrome	002-3K1SC



002-4K1 with Open Out Strike – Single Pack

Suitable for OUTWARD opening timber framed doors.

Finish	Trade Pack
Satin Chrome	002-4K1SC
No Cylinder	
Satin Chrome	002-4K1SCNC



Rimlocks

002 Single Cylinder Deadlatch™ with Lever

Features & Specifications

High security with cut resistant stainless steel bolt, 11 concealed anchorage points and door frame strengthener.

Exceeds Highest Security and Durability requirements in AS 4145.2

Can be keyed alike to other Lockwood door locks.

Case

High purity zinc alloy.

Backset

60 mm.

Bolt

Stainless steel 18 mm projection.

Door Thickness

30 to 45 mm.

Packers

3 mm thick packer plates are available.

These packers are installed under lock body to align lock body with face of jamb.

Cylinder

5 pin tumbler mechanism outside.

Brass cylinder and brass barrel.

Keying

Standard Keying

Supplied individually keyed with two keys per lock.

78,000 key combinations.

Key blank KB2015P.

Special Keying


Can be keyed alike, master keyed, grand master keyed, maison keyed or construction keyed in Lockwood security keying systems.

Finishes

Standard

Gold Plated	GLD
Satin Chrome	SC
Chrome Plate	CP
Brown	BRN

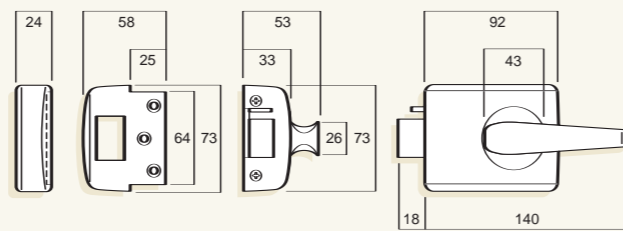
Refer page 5 for Ordering Procedure.



002-1L1 with Open In Strike – Single Pack

Suitable for INWARD opening timber framed doors.
Available in trade pack only and in GLD and SC finishes only.

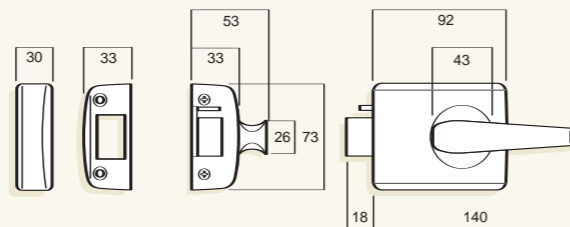
Finish	Trade Pack
Gold Plated	002-1L1GLD
Satin Chrome	002-1L1SC
Bright Chrome	002-1L1CP
Brown	002-1L1BRN
No Cylinder	
Satin Chrome	002-1L1SCNC



002-3L1 with Metal Frame Strike – Single Pack

Suitable for INWARD opening metal framed doors.
Available in trade pack only and in SC finish only.

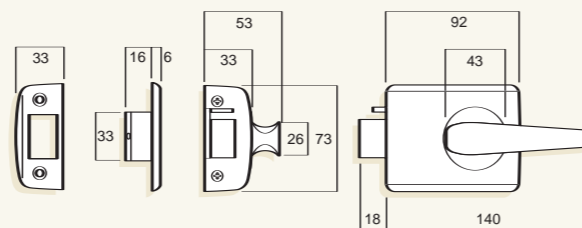
Finish	Trade Pack
Satin Chrome	002-3L1SC



002-4L1 with Open Out Strike – Single Pack

Suitable for OUTWARD opening timber framed doors.
Available in trade pack only and in SC finish only.

Finish	Trade Pack
Satin Chrome	002-4L1SC
No Cylinder	
Satin Chrome	002-4L1SCNC

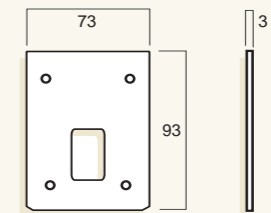


Rimlocks

001 Deadlatch Accessories

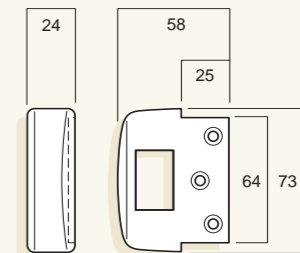
Packer Plate

Finish	Trade Pack
Black	001-3254BLK



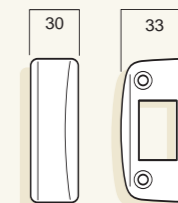
Retrofit 31mm Strike

Finish	Trade Pack
Gold Plated	001-3653GLD
Satin Chrome	001-3653SC
Bright Chrome	001-3653CP
Brown	001-3653BRN



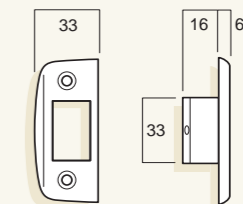
Metal Frame Strike Pack

Finish	Trade Pack
Gold Plated	001-3053GLD
Satin Chrome	001-3053SC
Bright Chrome	001-3053CP
Brown	001-3053BRN



Outward Opening Strike

Finish	Trade Pack
Gold Plated	001-3253GLD
Satin Chrome	001-3253SC
Bright Chrome	001-3253CP
Brown	001-3253BRN



Rimlocks

355 Deadlock

The top security features provided by the 355 Deadlock make it an ideal lockset for both domestic and commercial applications.

Features & Specifications

Suitable for hinged or sliding doors, the 355 features lockable turnknob with inbuilt clutching device to resist wrench attack, turnknob is interlocked in the case to resist hammer attack, strong interlocking case and mounting plate to resist jemmy attack, along with concealed fixing and a positive deadlocking action.

The mechanism and the design are protected by Australian and International Patents and Design Registrations.

Case

Thick walled, high purity zinc alloy casting. 121 mm wide, 76 mm high, 56 mm projection.

Backset

60 mm.

Bolt

Stainless steel.

Mounting Plate & Strike

Pressed steel.

Case Retainer Plate & Operating Mechanism

Solid pressed steel and diecast zinc components.

Packing Plates

3 mm thick packing plates installed under lock body to align lock body with face of jamb.

Strike Conversion Plate

A strike conversion plate is required where the strike is to be installed in place of an existing flanges strike.



Door Thickness

30 to 45 mm.

Cylinders

5 pin tumbler mechanism inside and outside with brass cylinders and barrels.

Keying

Standard

Supplied individually keyed with two keys per lock. 78,000 key combinations. Key blank KB2015P.

Special Keying

Can be keyed alike, master keyed, grand master keyed, maison keyed or construction keyed in Lockwood security keying systems.

Finishes

Standard

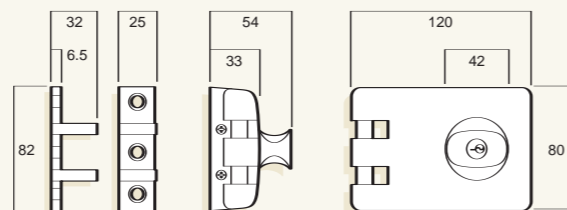
Gold Plated	GLD
Satin Chrome	SC
Bright Chrome	CP
Brown	BRN

Available in Trade and Display Pack.

355-N Double Cylinder Deadlock

Opened by key from outside and by turnknob from inside when free. Key inside locks or unlocks turnknob.

Finish	Trade Pack	Display Pack
Gold Plated	355-NGLD	355-NGLDP
Brown	355-NBRN	355-NBRNDP
Bright Chrome	355-NCP	355-NCPDP
Satin Chrome	355-NSC	355-NSCDP



Rimlocks

303 Deadlock

The security features provided by the 303 Deadlock make it an ideal lockset for both domestic and commercial applications.

Features & Specifications

Suitable for hinged or sliding doors, the 303 features a strong interlocking case and mounting plate to resist jemmy attack, along with concealed fixing and a positive deadlocking action.

The mechanism and the design are protected by Australian and International Patents and Design Registrations.

Case

Thick walled, high purity zinc alloy casting. 121 mm wide, 76 mm high, 56 mm projection.

Backset

60 mm.

Bolt

Stainless steel.

Mounting Plate & Strike

Pressed steel.

Case Retainer Plate & Operating Mechanism

Solid pressed steel and zinc diecast components.

Door Thickness

30 to 45 mm.

Cylinders

5 pin tumbler mechanism inside and outside with brass cylinders and barrels.

Packing Plates

3 mm thick packing plates installed under lock body to align lock body with face of jamb.



Strike Conversion Plate

A strike conversion plate is required where the strike is to be installed in place of an existing flanges strike.

Keying

Standard

Supplied individually keyed with two keys per lock. 78,000 key combinations. Key blank KB2015P.

Special Keying

Can be keyed alike, master keyed, grand master keyed, maison keyed or construction keyed in Lockwood security keying systems.

Finishes

Standard

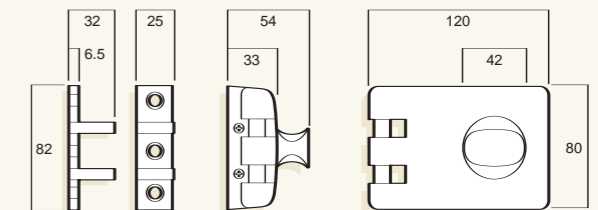
Gold Plated	GLD
Satin Chrome	SC
Bright Chrome	CP
Brown	BRN

Available in Trade and Display Pack.

303-N Single Cylinder Deadlock

Opened by key from outside and by turnknob from inside.

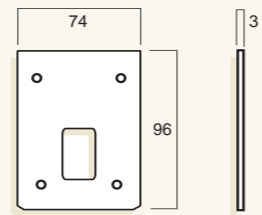
Finish	Trade Pack	Display Pack
Gold Plated	303-NGLD	303-NGLDP
Brown	303-NBRN	303-NBRNDP
Bright Chrome	303-NCP	303-NCPDP
Satin Chrome	303-NSC	303-NSCDP
No Cylinder		
Satin Chrome	303-NSCNOCYL	



Deadlock Accessories

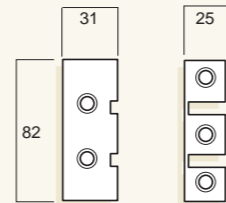
3mm Packing Plate

Finish	Trade Pack
Black	355-526BLK



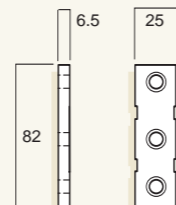
Retrofit Flanged Strike Cover

Finish	Trade Pack
Gold Plated	355-552GLD
Brown	355-552BRN
Bright Chrome	355-552CP
Satin Chrome	355-552SC



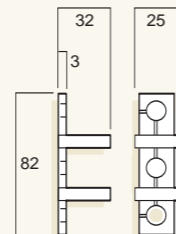
Universal Strike Cover

Finish	Trade Pack
Satin Chrome	355-152NSC



Strike Loops

Finish	Trade Pack
Bright Chrome	355-53NCP
Satin Chrome	355-53NSC



507 Series Nightlatch

The 507 Series Nightlatch is fire-rated to 4 hours, making it the ideal lockset for a range of commercial applications

Features & Specifications

The Lockwood 507 Rim Night Latch has been fire rated up to 4 Hours on fire door assemblies in accordance with Australian standard AS 1905.1:1997,

Part 1: Fire-resistant doorsets

Steel case, strike and latch-bolt

Designed for surface mounting on the inside of out-swinging doors

Available with standard box strike (RBP model) or open out strike (RBS model)

Latch-bolt operated by key from outside and by turn from inside

Available in trade pack only

Case

Steel

Backset

60 mm.

Bolt

Steel

Door Thickness

32mm to 60 mm.



Keying

Supplied Less Cylinder

Cylinder (ordered separately)

Lockwood 201 Cylinder

5 pin tumbler mechanism

Finishes

Standard

Satin Chrome

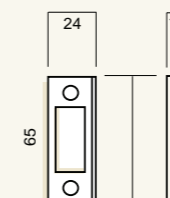
SCP

507 Series Nightlatch

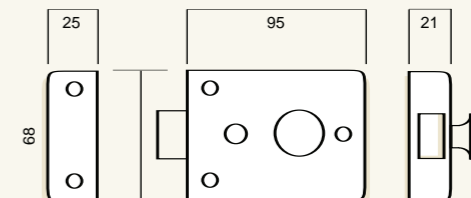
Ordering

507RBS SCP	Open out strike
507RBP SCP	Box strike
201CYLSC	Lockwood cylinder

507 Series Nightlatch



Open out strike



Box strike

Rimlocks

509 Series Nightlatch

Commercial grade nightlatch with inside snib designed for surface mounting on the inside of out-swinging doors

Features & Specifications

Inside snib may be used to hold back latch-bolt
Steel case and strike
Available with standard box strike (RBP model) or open out strike (RBS model)
Latch-bolt operated by key from outside and by turn from inside
Available in trade pack only

Case

Steel

Backset

60 mm.

Bolt

Brass

Door Thickness

32 to 60 mm.



Keying

Supplied Less Cylinder
Cylinder (ordered separately)
Lockwood 201 Cylinder
5 pin tumbler mechanism

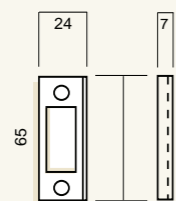
Finishes

Standard
Satin Chrome SCP

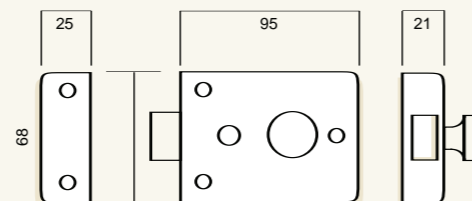
509 Series Nightlatch

Ordering	
509RBS SCP	Open out strike
509RBP SCP	Box strike
201CYLSC	Lockwood cylinder

509 Series Nightlatch



Open out strike



Box strike

Rimlocks

201 Nightlatch

Application

A general purpose nightlatch with inside snib. Opened by key from outside and by turnknob inside.

Inside snib may be used to hold back or deadlock bolt, so that key will not operate.

Features & Specifications

Case

High purity zinc alloy.

92 mm wide, 64 mm high, 43 mm projection.

Backset

60 mm.

Bolt

Brass.

Reversible.

13 mm projection.

Door Thickness

28 to 45 mm.

Cylinder

5 pin tumbler mechanism.

Brass cylinder and brass barrel.

Keying


Standard Keying

Supplied individually.

Keyed with two keys per lock.

78,000 key combinations.

Key blank KB2015P.



Special Keying

Can be keyed alike, master keyed, grand master keyed, maison keyed or construction keyed in Lockwood security keying systems.

To order, add keying code to catalogue number.

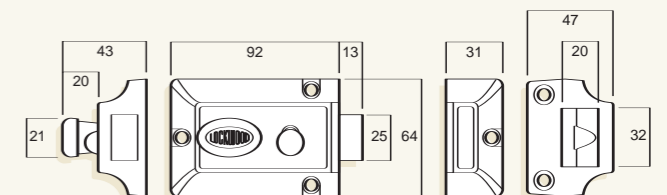
Open-Out Strike

Part Number 201-67CP.

Standard Finishes

Brown case and strike with:

Finish	Trade Pack	Display Pack
Florentine Bronze Cylinder	201FB	201FBDP
Bright Chrome Cylinder	201CP	201CPDP
No Cylinder		
Brown	201NOCYL	



201 Open-Out Strike

For use with nightlatches and streamlatches on outward opening doors.

Strike Finish	Trade Pack
Florentine Bronze	201-67FB
Satin Chrome	201-67SC
Chrome Plated Steel	201-67CP

Rimlocks

100 Nightlatches

Application

A general purpose nightlatch.
Opened by key from outside and by turnknob inside.
Bolt may be held back by turning knob in clockwise direction.

Features & Specifications

Case

High purity Zinc alloy.
92 mm wide, 64 mm high,
43 mm projection.

Backset

60 mm.

Bolt

Brass.
Reversible.
13 mm projection.

Door Thickness

28 to 45 mm.

Cylinder

5 pin tumbler mechanism.
Brass cylinder and brass barrel.

Keying

Standard Keying

Supplied individually keyed
with two keys per lock.
78,000 key combinations.
Key blank KB2015P.



Special Keying

Can be keyed alike, master keyed,
grand master keyed, maison keyed
or construction keyed in Lockwood
security keying systems.
To order, add keying code to
catalogue number.

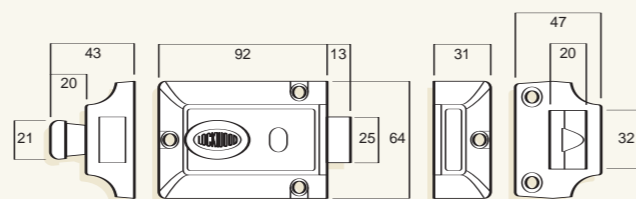
Open-Out Strike

Order part 201-67CP.

Standard Finishes

Brown case and strike with:

Finish	Trade Pack	Display Pack
Florentine Bronze Cylinder	100FB	100FBDP
Bright Chrome Cylinder	100CP	100CPDP
No Cylinder		
Brown	100NOCYL	



Rimlocks

211 Streamlatch®

Application

Medium security general purpose streamlatch.
Key opened from outside and by
turnknob inside.
Inside snib may be used to hold back or
deadlock bolt so that key will not operate.

Features & Specifications

Case

High purity zinc alloy.
92 mm wide, 64 mm high, 43 mm projection.

Backset

60 mm.

Bolt

Brass.

Reversible.

14 mm projection.

Door Thickness

28 to 45 mm.

Cylinder

5 pin tumbler mechanism.
Brass cylinder and brass barrel.

Keying

Standard keying

Supplied individually keyed
with two keys per lock.
78,000 key combinations.
Key blank KB2015P.



Special keying

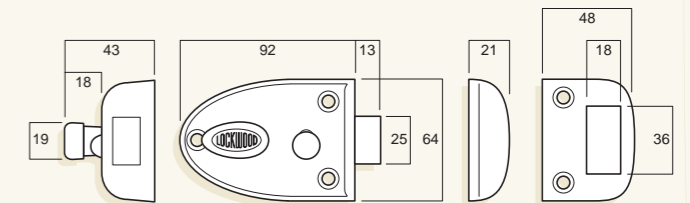
Can be keyed alike, master keyed,
grand master keyed, maison keyed
or construction keyed in Lockwood
security keying systems.
To order, add keying code to
catalogue number.

Open-Out Strike

Order part 201-67CP

Standard Finishes

Finish	Trade Pack	Display Pack
Bright Chrome all over	211CPAO	211CPAODP
Satin Chrome all over	211SCAO	211SCAODP
No Cylinder		
Satin Chrome all over	211SCAONOCYL	



Rimlocks

200 Narrow Stile Streamlatch®

Application

General purpose streamlatch designed to suit narrow stile doors. Opened by key from outside and by turnknob inside. Inside snib may be used to hold back or deadlock bolt so that key will not operate.

Features & Specifications

Case

High purity zinc alloy. 68 mm wide, 57 mm high, 42 mm projection.

Backset

38 mm for narrow stile doors.

Bolt

Brass. Reversible. 14 mm projection.

Door Thickness

28 to 45 mm.

Cylinder

5 pin tumbler mechanism. Brass cylinder and brass barrel.

Keying

Standard Keying

Supplied individually keyed with two keys per lock. 78,000 key combinations. Key blank KB2015P



Special Keying

Can be keyed alike, master keyed, grand master keyed, maison keyed or construction keyed in Lockwood security keying systems. To order, add keying code to catalogue number.

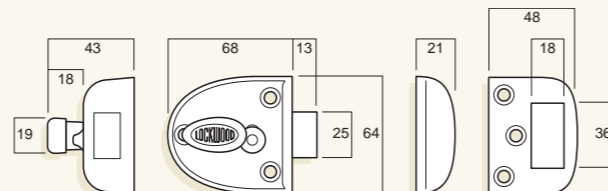
Open-Out Strike

Order part 201-67CP

Standard Finishes

Brown case and strike with:

Finish	Trade Pack
Bright Chrome all over	200CPAO
Satin Chrome all over	200SCAO
No Cylinder	
Satin Chrome all over	200SCAONOCYL



Rimlocks

213 Streamlock Deadbolt

Application

General purpose deadbolt. Locked or unlocked by key outside and by turnknob inside.

Features & Specifications

Case

High purity zinc alloy. 92 mm wide, 64 mm high, 43 mm projection.

Backset

60 mm.

Bolt

Brass. 16 mm projection.

Door Thickness

28 to 45 mm.

Cylinder

5 pin tumbler mechanism. Brass cylinder and brass barrel.

Keying

Standard Keying

Supplied individually keyed with two keys per lock. 78,000 key combinations. Key blank KB2015P

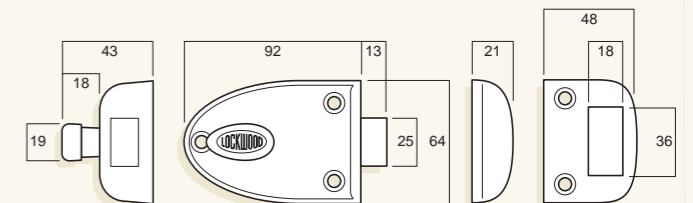


Special Keying

Can be keyed alike, master keyed, grand master keyed, maison keyed or construction keyed in Lockwood security keying systems. To order, add keying code to catalogue number.

Standard Finishes

Finish	Trade Pack	Display Pack
Bright Chrome all over	213CPAO	213CPAODP
Satin Chrome all over	213SCAO	213SCAODP
No Cylinder		
Satin Chrome all over	213SCAONOCYL	



Visit us at: www.assaabloyasiapacific.com

ASSA ABLOY Sales Offices & Authorised Agents in Asia Pacific

Sales Offices - Australia

Victoria – Head Office

235 Huntingdale Road
Oakleigh VIC 3166
Telephone (03) 8574 3888
Facsimile (03) 8574 3788

Queensland South

450 Sherwood Road
Sherwood QLD 4075
Telephone (07) 3373 5200
Facsimile (07) 3373 5256

Queensland North

Ralph Buck Agencies
15 Mackley Street
Garbutt QLD 4814
Telephone (07) 4779 0177
Facsimile (07) 4775 1480

New South Wales – Commercial

Unit 1/16 Atkinson Road
Taren Point NSW 2229
Telephone (02) 8543 3700
Facsimile (02) 9531 7944

New South Wales – Residential

Unit 8/20-22 Foundry Road
Seven Hills NSW 2147
Telephone (02) 9624 2666
Facsimile (02) 9620 9340

New South Wales – Abloy

5/372 Eastern Valley Way
Chatswood NSW 2067
Telephone (02) 9882 6066

South Australia

182 Magill Road
Norwood SA 5067
Telephone (08) 8139 0401
Facsimile (08) 8364 1975

Western Australia

37-45 Gladstone Street
Perth WA 6000
Telephone (08) 9227 9588
Facsimile (08) 9227 8913

Tasmania

23 Antill Street
South Hobart TAS 7000
Telephone (03) 6223 5404
Facsimile (03) 6224 0435

Sales Offices - New Zealand

Auckland – Residential

6 Armstrong Road
North Harbour Industrial Estate
Albany, Auckland, New Zealand
Telephone +64 (0)9 415 7111
Facsimile +64 (0)9 415 7222

Auckland – Sales Office

10 Haultain Street
Eden Terrace
Auckland, New Zealand
Telephone +64 (0)9 634 5590
Facsimile +64 (0)9 634 5589

Christchurch – Sales Office

112 Wordsworth Street
Sydenham
Christchurch, New Zealand
Telephone +64 (0)3 379 4810
Facsimile +64 (0)3 379 4819

Wellington

Display Centre, Level 3,
10 Hutt Road, Petone
Wellington, New Zealand
Telephone +64 (0)4 913 4214
Facsimile +64 (0)4 913 4213

Manufacturing Plants

Victoria

235 Huntingdale Road
Oakleigh VIC 3166
Telephone (03) 8574 3888
Facsimile (03) 8574 3788

Queensland

450 Sherwood Road
Sherwood QLD 4075
Telephone (07) 3373 5200
Facsimile (07) 3373 5256

New Zealand

6 Armstrong Road
North Harbour Industrial Estate
Albany, Auckland, New Zealand
Telephone +64 (0)9 415 7111
Facsimile +64 (0)9 415 7222

Security Merchants Australia

Unit 144/45 Gilby Road
Axxess Business Park
Mount Waverley VIC 3149
Telephone +61 (0)3 9558 8455
Facsimile +61 (0)3 9558 8466

Security Merchants New Zealand

8-10 Haultain Street
Eden Terrace
Auckland, New Zealand
Telephone +64 (0)9 355 9240
Facsimile +64 (0)9 307 1752

Export Department

235 Huntingdale Road
Oakleigh VIC 3166 Australia
Telephone +61 (0)3 8574 3888
Facsimile +61 (0)3 8574 3789

Asian Offices

ASSA ABLOY – Malaysia

ASSA ABLOY – Singapore

ASSA ABLOY – Thailand

ASSA ABLOY – Hong Kong

ASSA ABLOY – Shanghai

ASSA ABLOY – Beijing

ASSA ABLOY – Korea

ASSA ABLOY – India

Contact the Export Department,
Australia for details.

Worldwide Distributors

Contact the Export Department,
Australia for details.



ASSA ABLOY

Lockwood Warranty

ASSA ABLOY Australia Pty Limited ("ASSA ABLOY") warrants its Lockwood products against defects in workmanship and materials, subject to the limitations and exclusions set out in this Warranty. If, within the normal working life of a product, it is found to be defective, and none of the limitations and exclusions set out in this Warranty apply, ASSA ABLOY will supply the same or equivalent product free of charge. This is the only remedy granted by ASSA ABLOY under this Warranty.

Limitations

All electrical and electronic components used in ASSA ABLOY's Lockwood range of products (excluding batteries) are guaranteed for a period of 12 months from the date of proof of purchase, unless stated otherwise.

Exclusions

This Warranty does not cover:

- Damage to or malfunction or failure of the Lockwood product caused or contributed to by:
 - improper installation or failure to follow fitting instructions;
 - improper maintenance;
 - fair wear and tear;
 - any modification or repair which has not been authorised by ASSA ABLOY;
 - use of substitute or replacement parts or cylinders other than genuine ASSA ABLOY parts or cylinders; or
 - use of batteries other than those specified by ASSA ABLOY.

- The cost of:
 - removal and/or replacement of the Lockwood product;
 - freight and/or travelling time;
 - replacement batteries; or
 - any modification or repairs to a Lockwood product, unless authorised by ASSA ABLOY.
 - Damage to or deterioration of the plated finishes Florentine Bronze, Architectural Bronze, Polished Brass, Gold and Satin Brass, which are classified as soft finishes, and are subject to deterioration under some environmental conditions.
 - Personal injury, property damage or economic loss, however caused.
- Symmetry® 5 Year Finish Warranty**
ASSA ABLOY Australia Pty Limited will replace five-year branded Symmetry product if within five years from the proven date of purchase it tarnishes, discolours or corrodes when properly installed and subject to no more than fair wear and tear.
- Symmetry® Everbrass® Warranty**
Everbrass® product is coated both on the exterior and interior surfaces with a lifetime anti-tarnish finish. ASSA ABLOY Australia Pty Limited will replace Everbrass® branded product if it corrodes, tarnishes or discolours when properly installed and subject to no more than fair wear and tear.
- This Warranty is in addition to and not in substitution for any rights of the purchaser under the Trade Practices Act and state or territory legislation.